



ROYAL DUTCH SHELL PLC
FIRST QUARTER 2009 RESULTS

April 29th 2009



ROYAL DUTCH SHELL PLC FIRST QUARTER 2009 RESULTS

**PETER VOSER
CHIEF FINANCIAL OFFICER**



DEFINITIONS AND CAUTIONARY NOTE

Reserves: Our use of the term “reserves” in this presentation means SEC proved oil and gas reserves and SEC proven mining reserves.

Resources: Our use of the term “resources” in this presentation includes quantities of oil and gas not yet classified as SEC proved oil and gas reserves or SEC proven mining reserves. Resources are consistent with the Society of Petroleum Engineers 2P and 2C definitions and includes Oil Sands.

Organic: Our use of the term Organic includes SEC proved oil and gas reserves and SEC proven mining reserves excluding changes resulting from acquisitions, divestments and year-end pricing impact.

Identified Items: This presentation refers to Identified Items which have been excluded from CCS earnings and EPS calculations. Please see page 4 of the Quarterly Results Announcement for a listing of those items.

To facilitate a better understanding of underlying business performance, the financial results are also presented on an estimated current cost of supplies (CCS) basis as applied for the Oil Products and Chemicals segment earnings. Earnings on an estimated current cost of supplies basis provides useful information concerning the effect of changes in the cost of supplies on Royal Dutch Shell’s results of operations and is a measure to manage the performance of the Oil Products and Chemicals segments but is not a measure of financial performance under IFRS.

This presentation contains forward-looking statements concerning the financial condition, results of operations and businesses of Royal Dutch Shell plc. All statements other than statements of historical fact are, or may be deemed to be, forward-looking statements. Forward-looking statements are statements of future expectations that are based on management’s current expectations and assumptions and involve known and unknown risks and uncertainties that could cause actual results, performance or events to differ materially from those expressed or implied in these statements. Forward-looking statements include, among other things, statements concerning the potential exposure of Royal Dutch Shell plc to market risks and statements expressing management’s expectations, beliefs, estimates, forecasts, projections and assumptions. These forward-looking statements are identified by their use of terms and phrases such as “anticipate”, “believe”, “could”, “estimate”, “expect”, “intend”, “may”, “plan”, “objectives”, “outlook”, “probably”, “project”, “will”, “seek”, “target”, “risks”, “goals”, “should” and similar terms and phrases. Also included as forward-looking statements in this presentation is our disclosure of reserves, proved oil and gas reserves, proven mining reserves, resources, and all future estimates of refining capacity, oil and gas production, capital investment and expenditure, cash from operations, dividends, share buybacks and investments. There are a number of factors that could affect the future operations of Royal Dutch Shell and could cause those results to differ materially from those expressed in the forward-looking statements included in this presentation, including (without limitation): (a) price fluctuations in crude oil and natural gas; (b) changes in demand for the Group’s products; (c) currency fluctuations; (d) drilling and production results; (e) reserve estimates; (f) loss of market share and industry competition; (g) environmental and physical risks; (h) risks associated with the identification of suitable potential acquisition properties and targets, and successful negotiation and completion of such transactions; (i) the risk of doing business in developing countries and countries subject to international sanctions; (j) legislative, fiscal and regulatory developments including potential litigation and regulatory effects arising from re-categorisation of reserves; (k) economic and financial market conditions in various countries and regions; (l) political risks, including the risks of expropriation and renegotiation of the terms of contracts with governmental entities, delays or advancements in the approval of projects and delays in the reimbursement for shared costs; and (m) changes in trading conditions. All forward-looking statements contained in this presentation are expressly qualified in their entirety by the cautionary statements contained or referred to in this section. Readers should not place undue reliance on forward-looking statements. Additional factors that may affect future results are contained in Royal Dutch Shell’s 20-F for the year ended December 31, 2008 (available at www.shell.com/investor and www.sec.gov). These factors also should be considered by the reader. Each forward-looking statement speaks only as of the date of this presentation, April 29, 2009. Neither Royal Dutch Shell nor any of its subsidiaries undertake any obligation to publicly update or revise any forward-looking statement as a result of new information, future events or other information. In light of these risks, results could differ materially from those stated, implied or inferred from the forward-looking statements contained in this presentation. There can be no assurance that dividend payments will match or exceed those set out in this presentation in the future, or that they will be made at all.

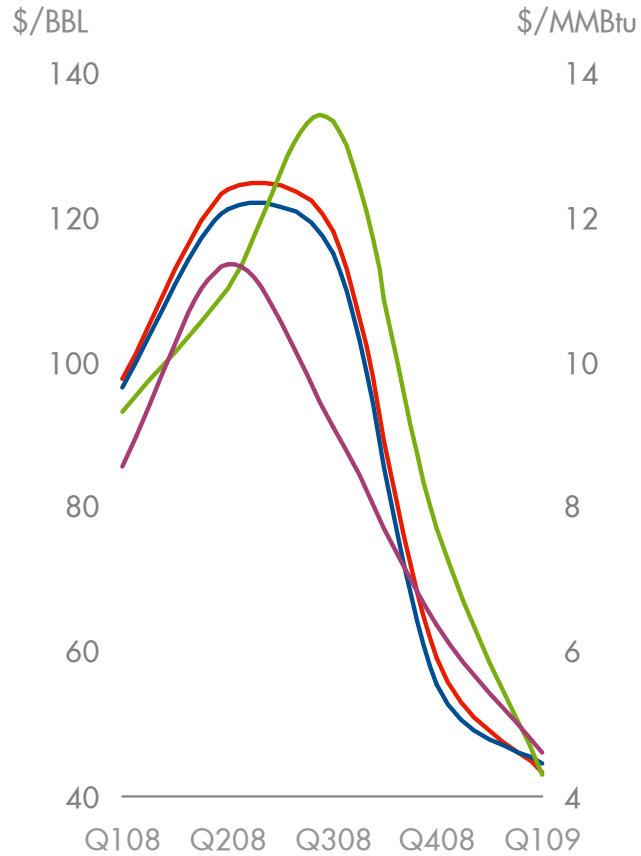
The term “Shell interest” is used for convenience to indicate the direct and/or indirect (for example, through our 34% shareholding in Woodside Petroleum Ltd.) ownership interest held by Shell in a venture, partnership or company, after exclusion of all third-party interest.

The United States Securities and Exchange Commission (SEC) permits oil and gas companies, in their filings with the SEC, to disclose only proved reserves that a company has demonstrated by actual production or conclusive formation tests to be economically and legally producible under existing economic and operating conditions. We use certain terms in this presentation that SEC’s guidelines strictly prohibit us from including in filings with the SEC. U.S. Investors are urged to consider closely the disclosure in our Form 20-F, File No 1-32575, available on the SEC website www.sec.gov. You can also obtain these forms from the SEC by calling 1-800-SEC-0330.

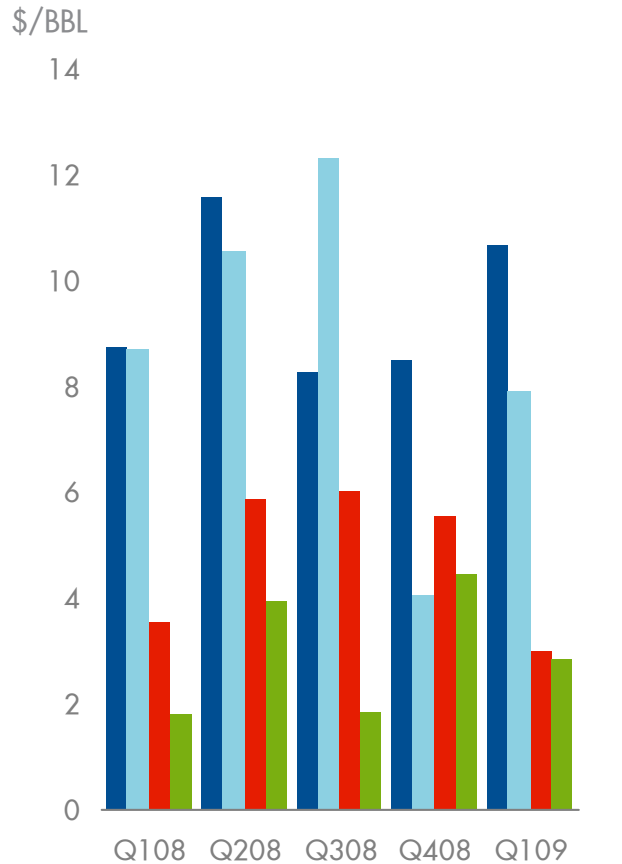


PRICES AND MARGINS

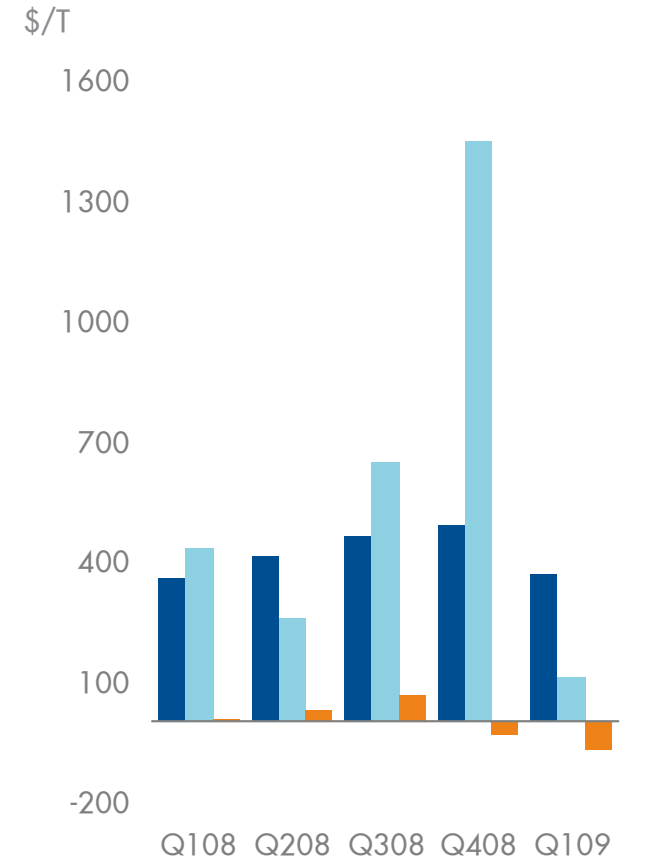
OIL & GAS PRICES



INDUSTRY REFINING MARGINS



INDUSTRY CHEMICALS MARGINS*



— BRENT
— WTI
— JCC*
— HENRY HUB (\$/MMBtu)

■ US WEST COAST
■ US GULF COAST
■ ROTTERDAM
■ SINGAPORE

■ US ETHANE
■ WESTERN EUROPE NAPHTHA
■ NORTH EAST ASIA NAPHTHA

* Q1 2009 indicative: based on available prices/margins at the end of the quarter



Q1 2009 FINANCIAL HIGHLIGHTS

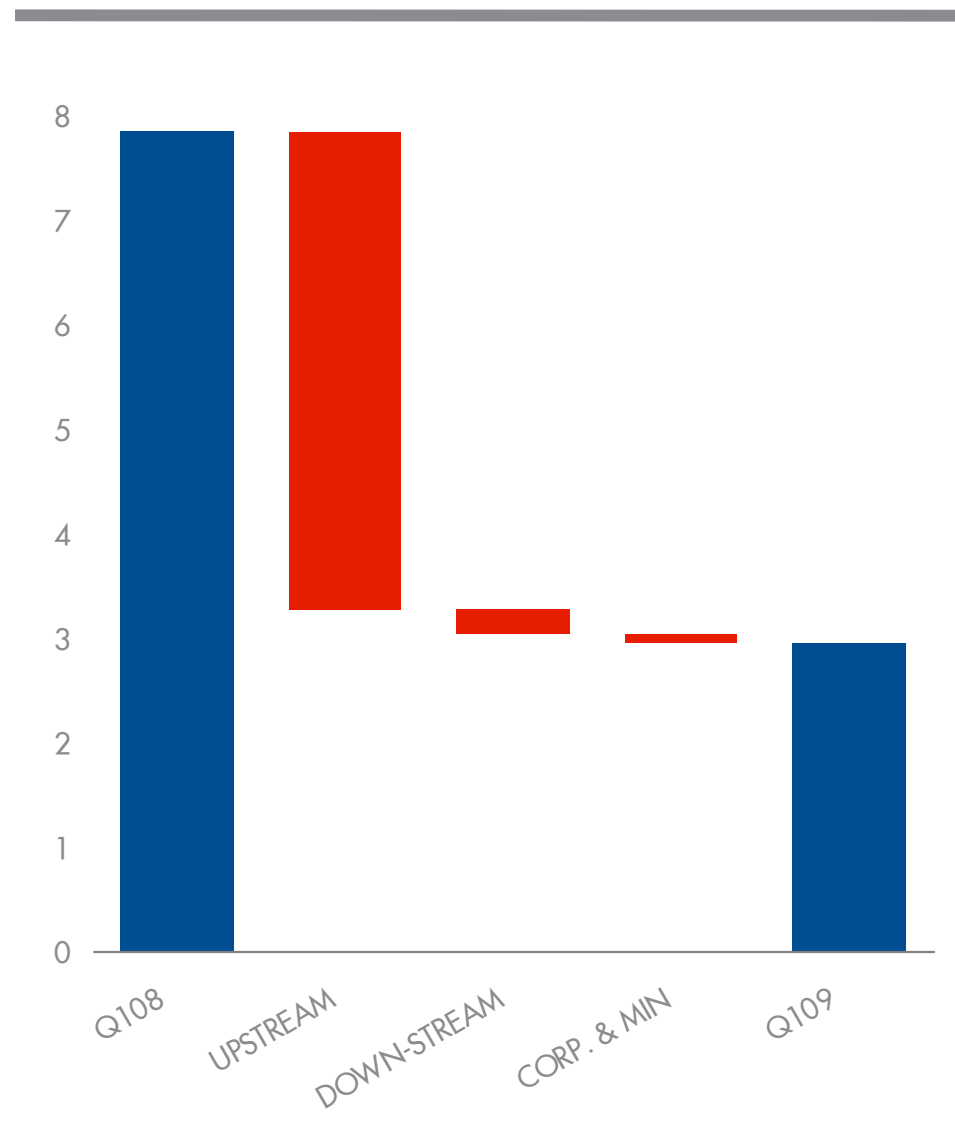
EARNINGS (\$ BLN)

	Q1 09	Q1 08
EXPL. & PRODUCTION	1.4	5.2
GAS & POWER	0.5	1.0
OIL SANDS	0.0	0.2
OIL PRODUCTS	1.2	1.2
CHEMICALS	-0.1	0.2
BUSINESS SEGMENTS TOTAL	3.0	7.8

NET EARNINGS	3.0	7.9
EARNINGS PER SHARE	0.48	1.27
DIVIDEND PER SHARE	0.42	0.40

	Q1 09	Q1 08
CASH FROM OPERATIONS	7.6	16.9
SHARE BUY BACKS	0.0	1.1
DIVIDENDS	2.4	2.3
NET CAPITAL SPENDING	6.9	7.6

Q1 2009 VERSUS Q1 2008 (\$ BLN)

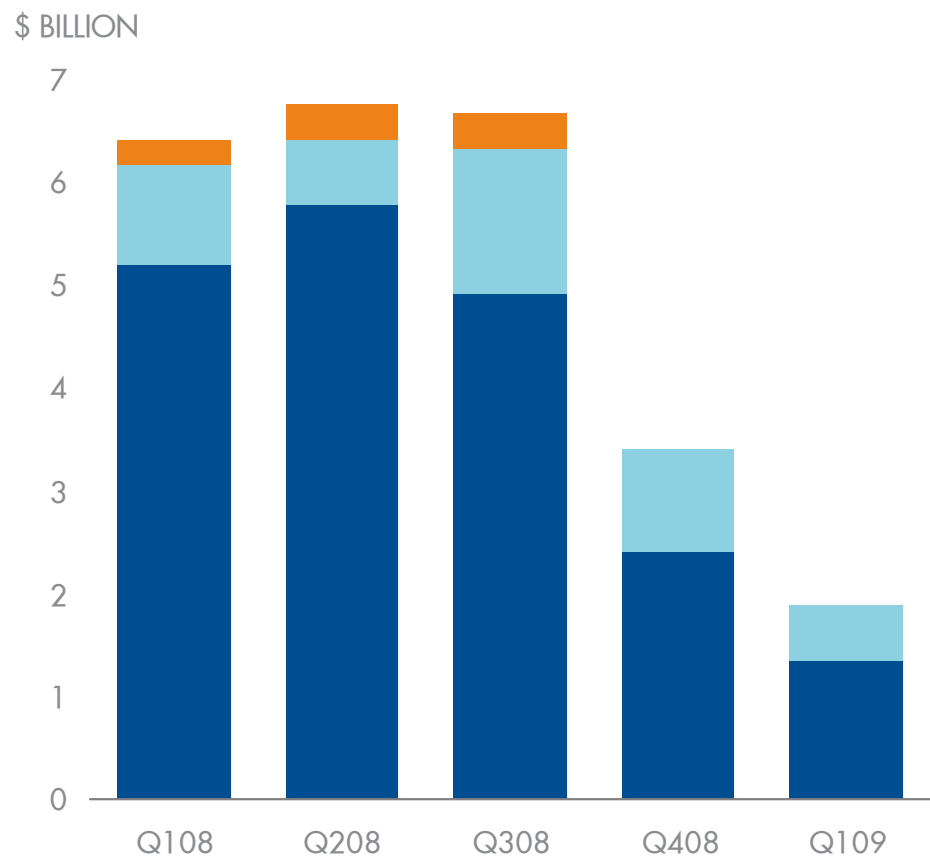


Earnings CCS basis, Earnings and EPS excl. Identified Items

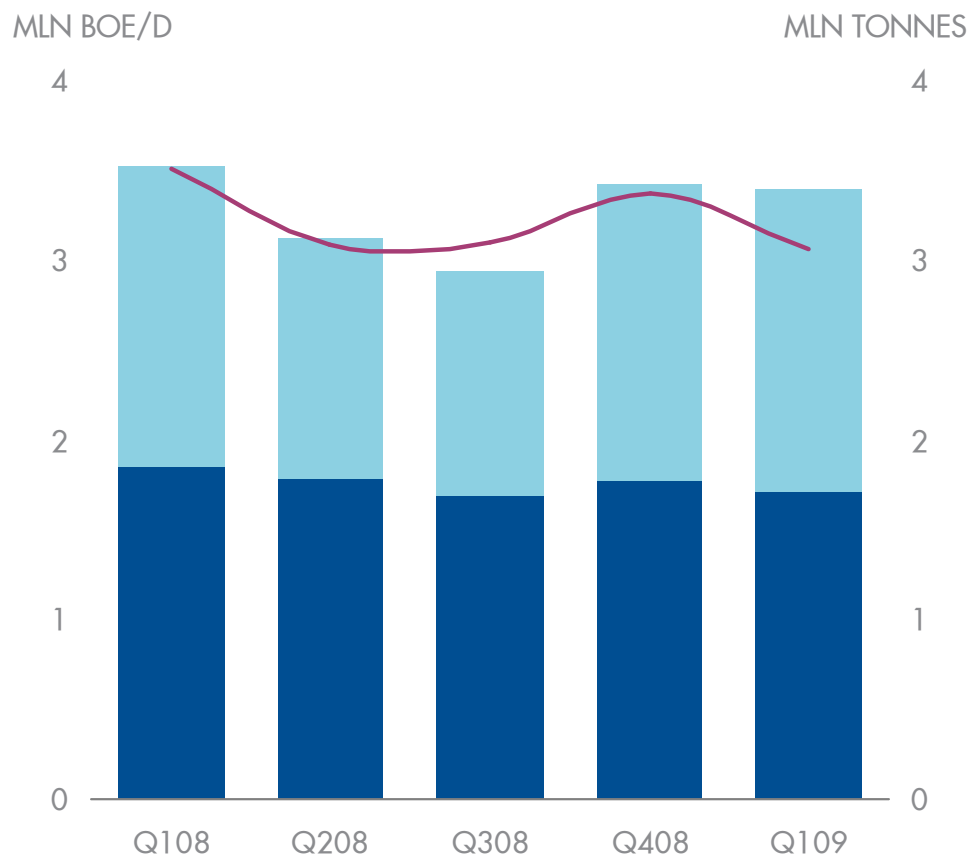


UPSTREAM PERFORMANCE

EARNINGS



OIL & GAS PRODUCTION



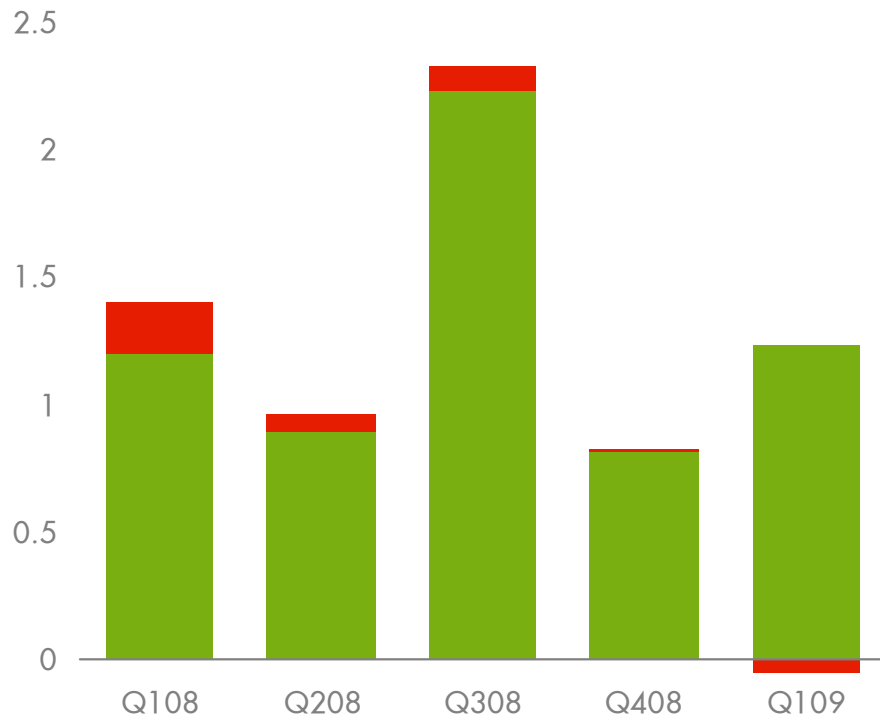
Excluding Identified Items



DOWNSTREAM PERFORMANCE

CCS EARNINGS

\$ BILLION

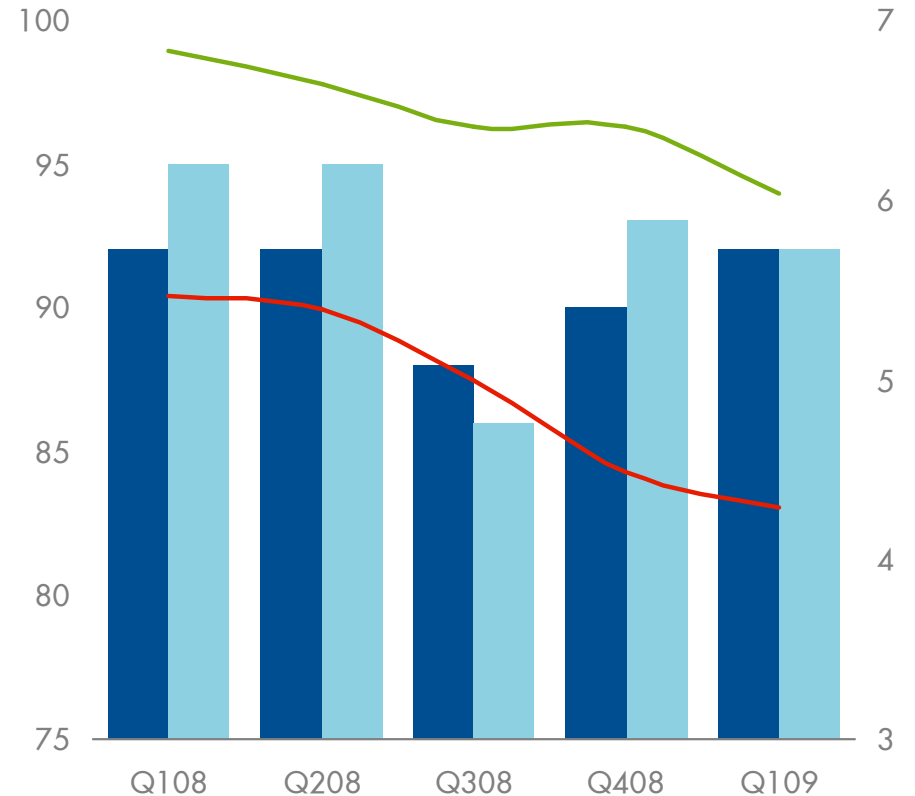


■ OIL PRODUCTS
■ CHEMICALS

AVAILABILITY AND SALES VOLUMES

% AVAILABILITY

VOLUME



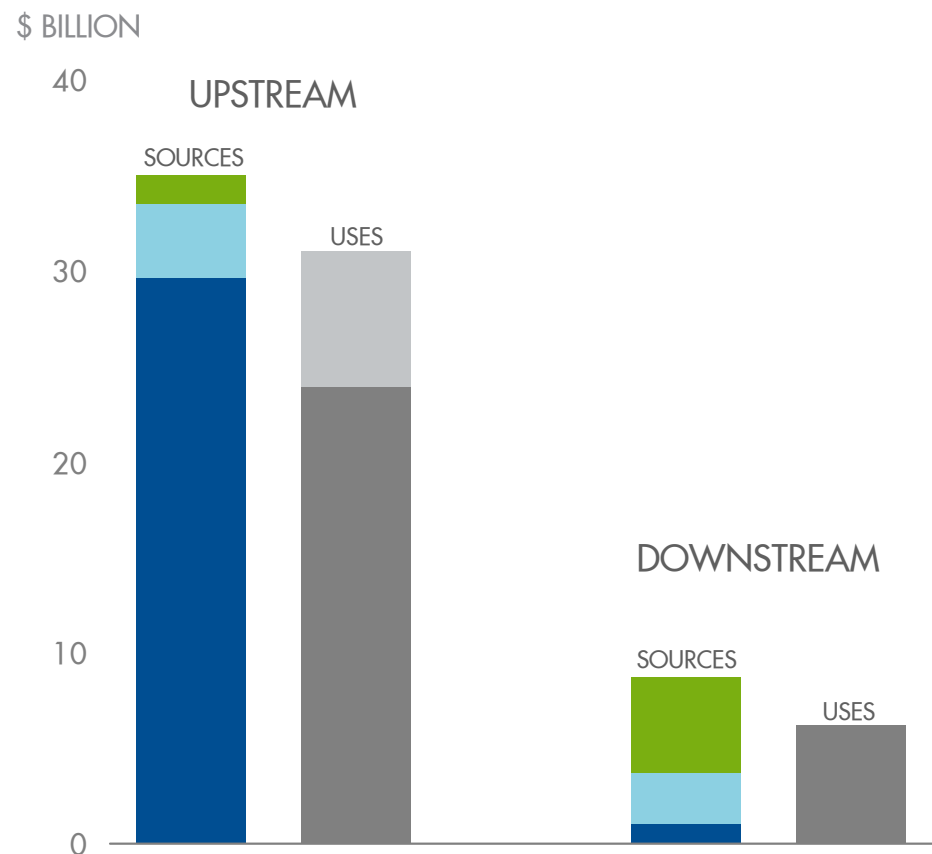
■ REFINERY AVAILABILITY
■ CHEMICALS AVAILABILITY
— OIL PRODUCT SALES (MLN BBLs/D)
— CHEMICALS SALES (MLN TONNES)

Excluding Identified Items

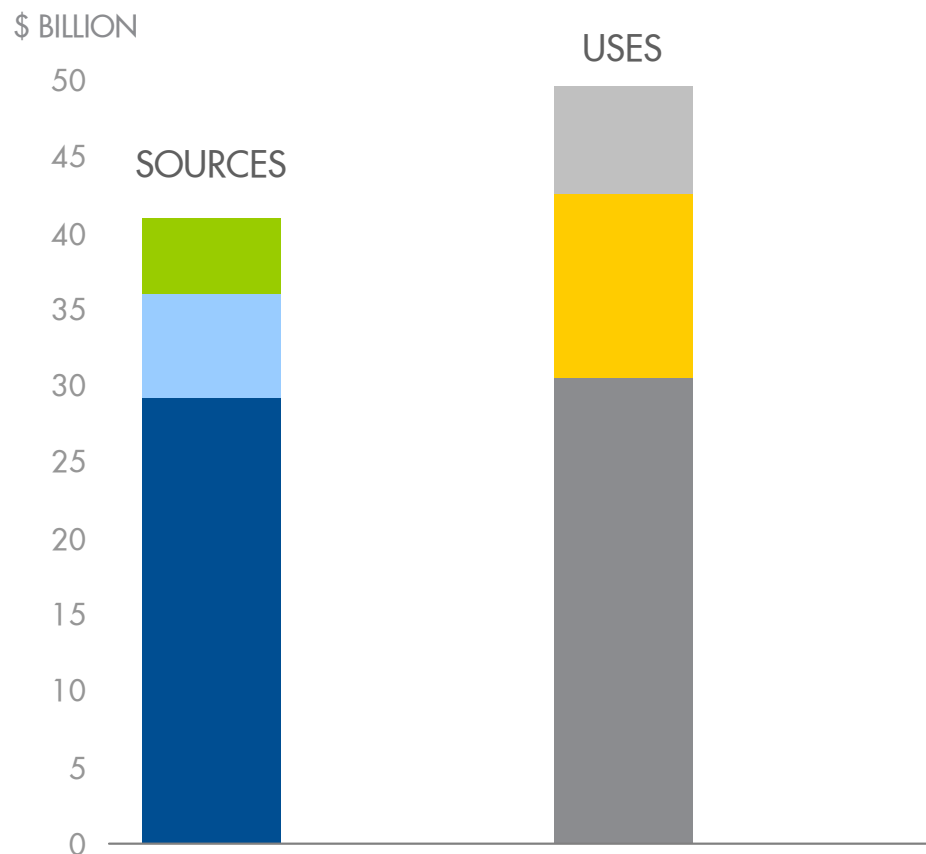


CASH PERFORMANCE 12 MONTHS

BUSINESS



GROUP



- CASH FLOW FROM OPERATIONS
- ASSET SALES
- WORKING CAPITAL

- ACQUISITIONS
- ORGANIC CAPITAL SPENDING
- PAY OUT



Q1 2009 SUMMARY

CHALLENGING INDUSTRY ENVIRONMENT

- Lower oil & gas prices; weak energy demand

Q1 2009 RESULTS

- CCS earnings \$3.3 billion; Q1-Q1 EPS -58%
- Cash flow from operations \$7.6 billion
- Dividends increased; Q1-Q1 DPS +5%

PRUDENT APPROACH TO ECONOMIC DOWNTURN

- Maintaining investment for upstream + downstream growth
- Financial flexibility for down cycle; leveraged to recovery





ROYAL DUTCH SHELL PLC **FIRST QUARTER 2009 RESULTS**

Q&A





ROYAL DUTCH SHELL PLC
FIRST QUARTER 2009 RESULTS

April 29th 2009

